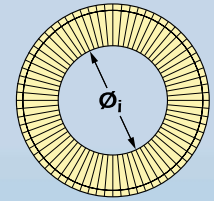


# Nord-Lock® Dimensions

ZINC PLATED YELLOW CHROMATED NL3-NL42 also available with zinc flake coating

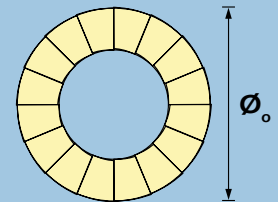
Washer size	Bolt size UNC	Metric	Ø <sub>i</sub> (inch)	Ø <sub>o</sub> (inch)	Thickness T (inch)	Min. package pairs	Approx. weight, lbs /100 pairs
NL3	#5	M3	0.13	0.28	0.07	200	0.08
NL3.5	#6	M3.5	0.15	0.29	0.07	200	0.09
NL3.5 sp	#6	M3.5	0.15	0.35	0.07	200	0.09
NL4	#8	M4	0.17	0.29	0.07	200	0.09
NL4 sp	#8	M4	0.17	0.35	0.07	200	0.13
NL5	#10	M5	0.21	0.35	0.07	200	0.11
NL5 sp	#10	M5	0.21	0.43	0.07	200	0.22
NL6		M6	0.26	0.43	0.07	200	0.15
NL6 sp		M6	0.26	0.53	0.10	200	0.43
NL1/4"	1/4"		0.28	0.45	0.07	200	0.17
NL1/4" sp	1/4"		0.28	0.53	0.10	200	0.40
NL8	5/16"	M8	0.34	0.53	0.10	200	0.32
NL8 sp	5/16"	M8	0.34	0.65	0.10	200	0.61
NL3/8"	3/8"		0.41	0.65	0.10	200	0.52
NL3/8" sp	3/8"		0.41	0.83	0.10	200	1.03
NL10		M10	0.42	0.65	0.10	200	0.49
NL10 sp		M10	0.42	0.83	0.10	200	1.00
NL11	7/16"	M11	0.45	0.73	0.10	200	0.65
NL12		M12	0.51	0.77	0.10	200	0.64
NL12 sp		M12	0.51	1.00	0.13	100	2.05
NL1/2"	1/2"		0.53	0.77	0.10	200	0.60
NL1/2" sp	1/2"		0.53	1.00	0.13	100	1.99
NL14	9/16"	M14	0.60	0.91	0.13	100	1.27
NL14 sp	9/16"	M14	0.60	1.21	0.13	100	3.06
NL16	5/8"	M16	0.67	1.00	0.13	100	1.52
NL16 sp	5/8"	M16	0.67	1.21	0.13	100	2.80
NL18		M18	0.77	1.14	0.13	100	1.97
NL18 sp		M18	0.77	1.36	0.13	100	3.72
NL3/4"	3/4"		0.79	1.21	0.13	100	2.32
NL3/4" sp	3/4"		0.79	1.54	0.13	100	4.82
NL20		M20	0.84	1.21	0.13	100	2.07
NL20 sp		M20	0.84	1.54	0.13	100	4.56
NL22	7/8"	M22	0.92	1.36	0.13	100	2.75
NL22 sp	7/8"	M22	0.92	1.65	0.18	50	7.25
NL24		M24	1.00	1.54	0.13	100	3.77
NL24 sp		M24	1.00	1.91	0.18	50	10.2
NL1"	1"		1.10	1.54	0.13	100	3.17
NL1" sp	1"		1.10	1.91	0.18	50	9.39
NL27		M27	1.12	1.65	0.26	50	8.07
NL27 sp		M27	1.12	1.91	0.26	25	13.0
NL30	1 1/8"	M30	1.24	1.85	0.26	50	10.3
NL30 sp	1 1/8"	M30	1.24	2.30	0.26	25	21.7
NL33	1 1/4"	M33	1.35	1.91	0.26	50	9.85
NL36	1 3/8"	M36	1.47	2.17	0.26	50	13.7
NL39	1 1/2"	M39	1.59	2.30	0.26	50	15.1
NL42		M42	1.70	2.48	0.26	50	17.6
NL45	1 3/4"	M45	1.82	2.76	0.37	*	34.8
NL48		M48	1.95	2.95	0.37	*	39.9
NL52	2"	M52	2.11	3.15	0.37	*	44.3
NL56	2 1/4"	M56	2.33	3.35	0.37	*	47.0
NL60		M60	2.48	3.54	0.37	*	51.8
NL64	2 1/2"	M64	2.64	3.74	0.37	*	56.9
NL68		M68	2.80	3.94	0.37	*	62.1
NL72		M72	2.96	4.13	0.37	*	67.7
NL76	3"	M76	3.11	4.33	0.37	*	73.4
NL80		M80	3.27	4.53	0.37	*	79.4
NL85		M85	3.47	4.72	0.37	*	83.3
NL90		M90	3.64	5.12	0.37	*	105.0
NL95		M95	3.83	5.31	0.37	*	110.0
NL100		M100	4.07	5.71	0.37	*	130.0
NL105		M105	4.27	5.91	0.37	*	135.0
NL110		M110	4.46	6.10	0.37	*	140.0
NL115		M115	4.66	6.50	0.37	*	166.0
NL120		M120	4.86	6.69	0.37	*	172.0
NL125		M125	5.06	6.81	0.37	*	169.0
NL130		M130	5.25	7.01	0.37	*	175.0



NL3-NL8  
Ø<sub>i</sub>±0.004 inch

NL10-NL42  
Ø<sub>i</sub>±0.008 inch

NL45-NL130  
Ø<sub>i</sub>+0.02/-0 inch



NL3-NL24  
Ø<sub>o</sub>±0.008 inch

NL27-NL42  
Ø<sub>o</sub>±0.012 inch

NL45-NL130  
Ø<sub>o</sub>+0/-0.08 inch



NL3-NL24  
T±0.01 inch

NL27-NL42  
T+0/-0.02 inch

NL45-NL130  
T±0.03 inch

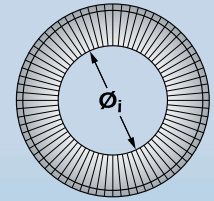
Nord-Lock® washers come as pre-assembled pairs.

\* After inquiry

# Nord-Lock® Dimensions

STAINLESS STEEL SS 2343/ SS 2348 (corresponding to EN 1.4436/ EN 1.4404, AISI 316)

Washer size	Bolt size UNC	Metric	Ø <sub>i</sub> (inch)	Ø <sub>o</sub> (inch)	Thickness T (inch)	Min. package pairs	Approx. weight, lbs /100 pairs
NL3 ss	#5	M3	0.13	0.28	0.09	200	0.09
NL3.5 ss	#6	M3,5	0.15	0.29	0.09	200	0.09
NL3.5 sp ss	#6	M3.5	0.15	0.35	0.09	200	0.09
NL4 ss	#8	M4	0.17	0.29	0.09	200	0.09
NL4 sp ss	#8	M4	0.17	0.35	0.09	200	0.15
NL5 ss	#10	M5	0.21	0.35	0.09	200	0.13
NL5 sp ss	#10	M5	0.21	0.43	0.09	200	0,26
NL6 ss		M6	0.26	0.43	0.09	200	0.19
NL6 sp ss		M6	0.26	0.53	0.09	200	0.36
NL1/4" ss	1/4"		0.28	0.45	0.09	200	0.20
NL1/4" sp ss	1/4"		0.28	0.53	0.09	200	0.33
NL8 ss	5/16"	M8	0.34	0.53	0.09	200	0.27
NL8 sp ss	5/16"	M8	0.34	0.65	0.09	200	0.51
NL3/8" ss	3/8"		0.41	0.63	0.09	200	0.38
NL3/8" sp ss	3/8"		0.41	0.83	0.09	200	0.86
NL10 ss		M10	0.42	0.63	0.09	200	0.36
NL10 sp ss		M10	0.42	0.83	0.09	200	0.84
NL11 ss	7/16"	M11	0.45	0.73	0.09	200	0.54
NL12 ss		M12	0.51	0.77	0.09	200	0.54
NL12 sp ss		M12	0.51	1.00	0.13	100	1.88
NL1/2" ss	1/2"		0.53	0.77	0.09	200	0.53
NL1/2" sp ss	1/2"		0.53	1.00	0.13	100	1.82
NL14 ss	9/16"	M14	0.60	0.91	0.13	100	1.17
NL14 sp ss	9/16"	M14	0.60	1.21	0.13	100	3.07
NL16 ss	5/8"	M16	0.67	1.00	0.13	100	1.40
NL16 sp ss	5/8"	M16	0.67	1.21	0.13	100	2.57
NL18 ss		M18	0.77	1.14	0.13	100	1.80
NL18 sp ss		M18	0.77	1.36	0.13	100	3.50
NL3/4" ss	3/4"		0.79	1.21	0.13	100	2.13
NL3/4" sp ss	3/4"		0.79	1.54	0.13	100	4.42
NL20 ss		M20	0.84	1.21	0.13	100	1.96
NL20 sp ss		M20	0.84	1.54	0.13	100	4.33
NL22 ss	7/8"	M22	0.92	1.36	0.13	100	2.65
NL22 sp ss	7/8"	M22	0.92	1.65	0.13	50	4.98
NL24 ss		M24	1.00	1.54	0.13	100	3.64
NL24 sp ss		M24	1.00	1.91	0.13	50	8.36
NL1" ss	1"		1.10	1.54	0.13	100	3.06
NL1" sp ss	1"		1.10	1.91	0.13	50	6.46
NL27 ss		M27	1.12	1.65	0.27	50	9.10
NL27 sp ss		M27	1.12	1.91	0.27	25	13.1
NL30 ss	1 1/8"	M30	1.24	1.85	0.27	50	10.3
NL30 sp ss	1 1/8"	M30	1.24	2.30	0.27	25	22.4
NL33 ss	1 1/4"	M33	1.35	1.91	0.27	25	10.0
NL36 ss	1 3/8"	M36	1.47	2.17	0.27	25	14.0
NL39 ss	1 1/2"	M39	1.59	2.30	0.27	25	16.1
NL42 ss		M42	1.70	2.48	0.27	25	17.9
NL45 ss	1 3/4"	M45	1.82	2.76	0.35	*	33.1
NL48 ss		M48	1.95	2.95	0.35	*	38.0
NL52 ss	2"	M52	2.11	3.15	0.35	*	42.3
NL56 ss	2 1/4"	M56	2.33	3.35	0.35	*	44.3
NL60 ss		M60	2.48	3.54	0.35	*	49.0
NL64 ss	2 1/2"	M64	2.64	3.74	0.35	*	53.9
NL68 ss		M68	2.80	3.94	0.35	*	60.1
NL72 ss		M72	2.96	4.13	0.35	*	65.4
NL76 ss	3"	M76	3.11	4.33	0.35	*	70.1
NL80 ss		M80	3.27	4.53	0.35	*	76.8



NL3 ss–NL8 ss

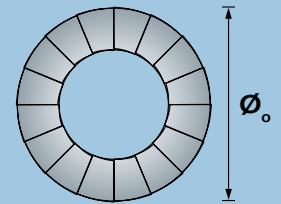
Ø<sub>i</sub>±0.004 inch

NL10 ss–NL42 ss

Ø<sub>i</sub>±0.008 inch

NL45 ss–NL80 ss

Ø<sub>i</sub>+0.02/-0 inch



NL3 ss–NL24 ss

Ø<sub>o</sub>±0.008 inch

NL27 ss–NL42 ss

Ø<sub>o</sub>±0.012 inch

NL45 ss–NL80 ss

Ø<sub>o</sub>+0/-0.08 inch



NL3 ss–NL24 ss

T±0.01 inch

NL27 ss–NL42 ss

T+0/-0.02 inch

NL45 ss–NL80 ss

T±0.03 inch

Nord-Lock® washers come as pre-assembled pairs.

\* After inquiry

**NORD-LOCK®**  
Bolt securing system

For our current dimensions please visit

<http://mdmetric.com>