


HUMMEL products are available from MARYLAND METRICS



Setting Standards

Enclosure Solutions



[Click here for a Request for quotation form](#)

2011

Hummel products are available from
Maryland Metrics

P.O.Box 261 Owings Mills, MD 21117 USA

phones: (410)358-3130 (800)638-1830

faxes: (410)358-3142 (800)872-9329

email: sales@mdmetric.com


web: http://mdmetric.com



Setting Standards

HUMMEL AG





The Products

Product Range

- Liquid tight strain relief and conduit fittings
- Circular Connectors
- Industrial Enclosures
- Sensing and Control Devices
- Precision turned parts
- Heating Fittings and Accessories
- Customised Input Systems



To request catalog:
sales@mdmetric.com

Cable Glands



Circular Connectors





Setting Standards

Enclosure Configurator

NEW

■ **New at <http://www.hummel.com/en/products/enclosure-configurator.html>**
 Conveniently select your Industrial Enclosure with the aid of the new Enclosure Configurator. You can add specific design requirements and Accessories to your personal Enclosure while ordering direct or by downloading your own technical drawing.

Enclosure-Configurator

Length = 125 mm
Height = 57 mm

Enclosure

Cable Gland
Material: Nickel plated brass

EMC
Locknut
Mounted
Series: HSK-M


AG	Ø[mm]	H[mm]	SW[mm]
<input checked="" type="radio"/> M 12 x 1,5	3 - 6,5	19	14
<input type="radio"/> M 12 x 1,5	2 - 5	19	14
<input type="radio"/> M 16 x 1,5	4 - 8	21	17/19
<input type="radio"/> M 16 x 1,5	2 - 6	21	17/19

Thread length: 6,5 mm 10 mm

Accessories
Thread / Hole
Cut out

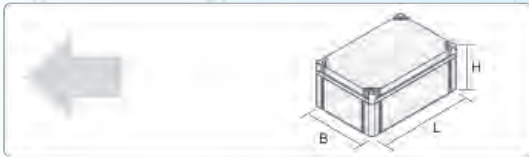
1 Piece w/alkthrough Total: EUR

Drawings / BOM Load / Save Order

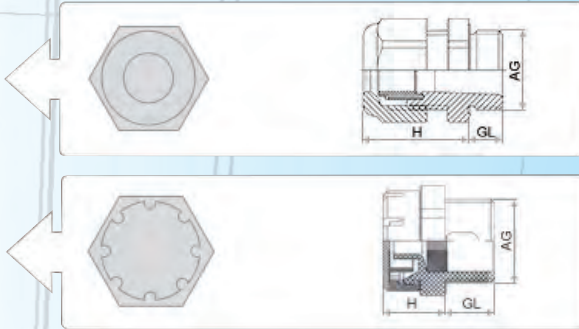


Setting Standards

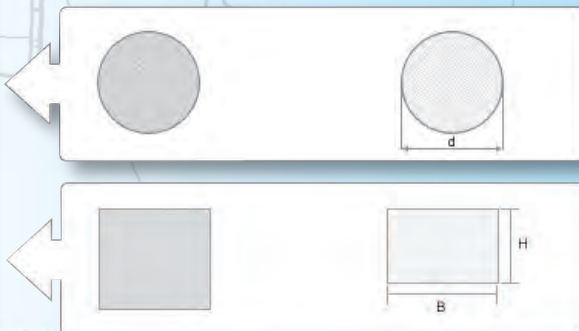
Select enclosure



Insert Cable Strain Relief and Accessories



Place thread type/hole size and/or cut-out



Download technical drawing and/or order Enclosure

Order	
Please fill out all fields with a *	
On receipt of the order confirmation is a contract!	
Please read our Terms!	
Title:	Mr.
First name:*	Max
Last Name:*	Mustermann
Company:*	Musterdorf AG
Street / PO Box:*	Musterstraße 1
Postal Code:*	00000
Location:*	Musterstadt

Step by step – to your individual Enclosure requirements




Step 1
Select enclosure




Step 2
Add Cable Gland



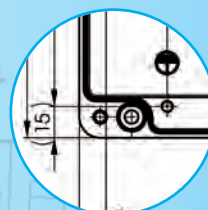
Step 3
Select Accessories



Step 4
Define and place
thread type and/or hole
size



Step 5
Select cut-out



Step 6
Download technical
drawing and/or bill of
material, order your
Enclosure