

## Assembly Instructions

# Snapturn

### High strain relief on corrugated conduit!

1. Screw Snapturn into mounting hole
2. Insert Snapflex into Snapturn
3. Hold Snapturn against the housing and tighten the nut – finished!



screw in



insert



tighten nut



finished



## Snapturn

the efficient way of  
corrugated conduit  
mounting



## Assembly Instructions

# HSK-M-EMV / METRICA-M-EMV




### Step 1



- + Strip cable
- + Expose braided shield

### Step 2


- + Feed cable through dome nut and clamping insert
- + Fold braided shield over clamping insert
- + Make sure that braided shield overlaps the O-Ring by 3/32" (2 mm)



### Step 3



- + Push clamping insert into body and tighten dome nut
- + Assemble into housing
- + Finished!




## Assembly Instructions

# HSK-M-EMV-D

### Option 1

#### Feed-through of cable and shield (braided or foil)


- + Expose shield approximately 7/16" (10mm)
- + Insert cable into fitting until the shield reaches the contact position
- + Tighten dome nut



### Option 2

#### Feed-through of shield (braided or foil)


- + Remove cable jacket to expose the shield as required
- + Insert cable into fitting until the shield reaches the contact position
- + Tighten dome nut




### Option 3

#### Termination of the braided shield in the fitting

- + Strip cable jacket and braided shield to different lengths
- + For small diameter cables fold the braided shield back over the cable jacket
- + Insert cable into fitting until the shield reaches the contact position
- + Tighten dome nut





## Setting Standards


# Did you know...


### ...that HUMMEL can offer you Industrial Enclosures?

- **Steel / Stainless Steel (INOX)**  
Available in different standard sizes.  
Customised housing dimensions available even for small order quantities.
- **Aluminium**  
Available in different standard sizes.  
Also as EMI version or with customised housing dimensions.
- **Industry standard enclosures**  
Besides, our range of products includes a host of standard enclosures made of ABS, polycarbonate and polyester.

**We process and equip your enclosures at your option.  
Create your own solutions, selecting from a wide range of materials and sizes.**

- Empty Enclosures ■ Processed Enclosures ■ Mounted Enclosures ■ Fully equipped Enclosures





Setting Standards

## Did you know...

...that HUMMEL can offer you Circular Connectors?

■ **Signal connectors**  
in the sizes:

- M 16
- M 23
- M 27

■ **Power connectors**  
in the sizes:

- M 16
- M 23
- M 40 Gr. 1,5

■ **Special connectors**

- M 23 RJ 45
- Profinet, for high-speed data applications
- TWINTUS, cost efficient connections for small drives

■ **All sizes are also available in the following versions**

- push-pull version, for fast and secure mounting
- stainless steel (INOX), for offshore, food and medical environments
- overmould, available with or without kink protection
- with direct conduit attachment
- with multi-hole insert
- with anti-kink spiral



CONNECTOR  
4 SMALL DRIVES  
**TWINTUS**

