

PIPE CLAMPS
SERIES 179:



Extra Deep Throat (7") Pipe Clamp No. 530

- Ideal for any applications where extra deep reach is required.
- Moveable and stationary parts are made of heavy duty, ductile cast iron for added strength.
 - Multiple disc clutch provides sliding jaws with instant adjustment, secure hold and quick release.
 - The 8 1/2 lb., 2-piece design fits on any 3/4" pipe.




Pipe Size	Clamp Face	Ship. Case Qty.	Ship. Wgt. lbs.	Model No.	Order No.	Price
3/4"	2" x 1-3/4"	1	8-1/2	530	14870	



While we show the most popular **WILSON** items, we can supply their entire range of products; please inquire.

TOOLMAKERS' PARALLEL CLAMPS
STARRETT SERIES 161:



Packed one pair per box.

- Clamps are made of steel, well finished and hardened, designed for strength and rigidity.
- Extremely useful for holding work together in tapping and drilling.
- Ends of jaws are rounded to permit clamping under shoulders or in recesses.
- A retaining jaw holds the loose jaw in alignment when clamp is being opened or closed.

Cap.	Throat Depth Approx.	Description	Catalog No.	EDP No.	Price
3/4"/19mm	21/32"/16.5mm	Pair of Clamps	161AA	50593	
1-1/4"/32mm	13/16"/20.5mm		161A	50594	
1-3/4"/44mm	1"/25mm		161B	50595	
2-1/4"/57mm	1-7/32"/30mm		161C	50596	
2-3/4"/70mm	1-25/32"/45mm		161D	50597	
3-1/2"/89mm	2-1/4"/57mm		161E	50598	

"A" CLAMPS
STARRETT SERIES 164:



Starrett's unique, patented "A" clamp design combines great strength and generous throat depth in a compact overall size, with no obtrusive projections. The clamps are versatile and easy to use, designed for every machine shop and toolroom.

Cam Powered

Light clamping requires only thumb pressure on the cam stop pin. The design provides a strong leverage ratio that is better than any comparable clamp. If stronger force is desired, it can be achieved by turning the eccentric center pivot pin, using a hex socket wrench after the clamp is adjusted and set. (Hex wrench not furnished.)

Adaptability

The hardened pads, clamp firmly on nonparallel and uneven surfaces, with no twisting of workpieces or "walking" of the pads. The clean contour of the clamp permits the use in space-restricted areas where other types could not be used.

Universal Applications


These rugged clamps fit virtually all clamping needs with more versatility than conventional "C" clamps or parallel clamps.

Safety

The absence of a protruding screw and T-handle, the source of many scrapes and bruises, contributes to a safer workplace.

Max Jaw Opening	Throat Depth	Catalog No.	Order No.	Price
2-1/4"/57mm	1-5/16"/33mm	164A	63655	
3"/75mm	2"/50mm	164B	63656	
4"/100mm	2-3/4"/70mm	164C	63657	

PARALLEL CLAMPS
SERIES 307:



Jaws are made of hardened and tempered steel. Clamps are equipped with spring clips.

Jaw Opening	Jaw Length	Order No.	Price Each
1-1/4	2	1910020	
1-3/4	2-1/2	1910025	
2-1/4	3	1910030	
2-3/4	4	1910040	
3-1/2	5	1910050	
4-1/2	6	1910060	
6	8	1910080	

MULTIPURPOSE CLAMPS - USA
SERIES 672:



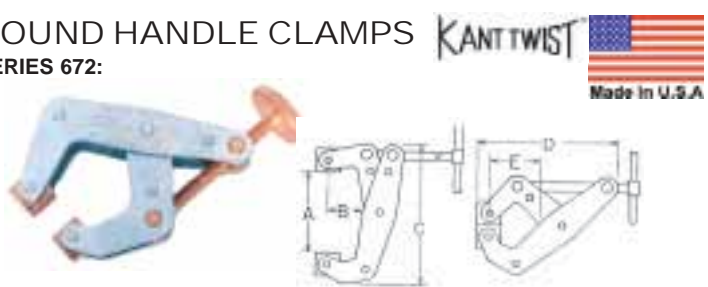
KANTTWIST 
Made in U.S.A.

Lightweight and 40% stronger than "C" clamps. Floating jaws that always stay parallel. Designed to eliminate distorting or twisting action. Cantilever action provides 4: 1 clamping ratio. Built-in "V" blocks for round or rod stock. Full support, no loose pads to walk off center. Copper plated jaws & screws are ideal for welding clamps.

Model No.	Max. Opening "A"	Open Throat Depth "B"	Closed Throat Depth "E"	Order No.	Price
401	1	1/2	1/2	6720401	
405	2	1-1/8	1-1/4	6720405	
407	2-1/2*	2-7/16	1-13/16	6720407	
410	3	1-1/4	1-3/4	6720410	
415	4-1/2*	2-1/4	3-13/16	6720415	
420	6	2-1/8	3-3/8	6720420	
421	6*	4-1/2	5-1/2	6720421	
430	9	3-3/8	5-1/4	6720430	
435	10	6	7	6720435	
440	12	5	7	6720440	

*Deep throat type.

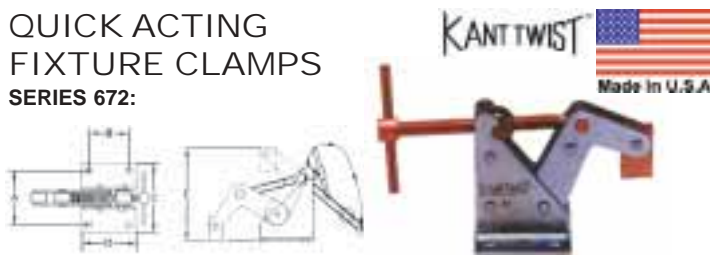
ROUND HANDLE CLAMPS
SERIES 672:



KANTTWIST 
Made in U.S.A.

Model No.	Max. Opening A	Open Throat Depth B	Closed Throat Depth E	Order No.	Price
396	3/4"	3/8"	3/8"	6720396	
401-1	1	1/2"	1/2"	6724011	
403-1	1-1/2	1-1/8"	1"	6724031	
405-1	2	1-1/8"	1-1/4"	6724051	

QUICK ACTING FIXTURE CLAMPS
SERIES 672:



KANTTWIST 
Made in U.S.A.

Model No.	A	B	C	E	Order No.	Price
411	1.92"	1 - 1/2"	2-11/16"	4"	6720411	
411-2	T-slot	Mounting	2-11/16"	4-1/8"	6724112	
423	2.908	2 - 5/8"	3-3/4"	6-7/8"	6720423	
423-1	T-slot	Mounting	3-3/4"	7-1/4"	6724231	

"C" CLAMPS
SERIES 308:

MEIDA
Superior Import

HEAVY DUTY C-CLAMPS

Drop forged and designed with a deep throat. Copper plated screw and swivel pad to prevent weld splatter from sticking to them.



Capacity		Depth	Screw Dia.	Order No.	Price
Max.	Min.				
2	0	1-1/4	1/2	1907002	
3	0	1-5/8	1/2	1907003	
4	0	2-1/8	5/8	1907004	
6	0	2-7/8	3/4	1907006	
8	0	3-3/4	3/4	1907008	
10	3	4-3/4	3/4	1907010	
12	4	5-1/4	7/8	1907012	

SPRING CLAMPS
SERIES 179:

WILSON
TOOL GROUP

Steel Spring Clamps

- Nickel plated for durability and corrosion resistance.
- Tempered steel spring maintains substantial pressure at the jaw tips.
- Ergonomic-shaped handles and jaws are available with polyvinyl covers for comfort, as well as protection of workpieces.



MODEL 636

Max. Pipe Size	Open Length	Overall Length	Ship Qty.	Case Qty.	Ship Wgt. lbs. Ea.	Model No.	Order No.	Price
Steel Spring Clamps with protective handles & grips								
1"	4"	12	12	3/4	14896	1790634		
2"	6"	12	12	3/4	14897	1790636		
3"	9"	6	6	1 1/4	14898	1790639		
Steel Spring Clamps without protective handles & grips								
1"	4"	12	12	3/4	635	1790635		
2"	6"	12	12	3/4	637	1790637		
3"	9"	6	6	1 1/4	638	1790638		

Quality Clamping Tools







The Choice Is Yours!!!

**Deep Throat Pattern
 Parco-Lubrite Finish**

Our most popular and versatile pattern. Frame is drop forged Carbon Steel; all other parts are machined from Carbon Steel.



**Deep Throat Pattern
 Zinc Plated**

Design and materials are exactly the same as Parco-Lubrite finish. However, forcing screw is zinc plated to resist the adhesion of welding splatter.



Capacity		Throat Depth	Screw Dia.	Min. Proof Test, lbs.	Weight lbs.	Order No.	Price
Max.	Min.						
Standard Screw							
1-1/2	0	1-3/8	3/8	1400	.37	78401	
2	0	2	1/2	3300	1.25	78402	
3	0	2-3/8	1/2	3500	2.04	78403	
4	0	2-3/4	3/4	4100	2.96	78404	
6	0	3-5/8	3/4	5400	4.82	78406	
8	0	4-1/2	3/4	5900	6.81	78408	
10	3	5-3/8	3/4	6200	9.86	78410	
12	4	5-3/4	7/8	9300	12.69	78412	
Full Length Screw							
10	0	5-3/8	3/4	6200	9.86	78411	
12	0	5-3/4	7/8	9300	12.96	78413	

Capacity		Throat Depth	Screw Dia.	Min. Proof Test, lbs.	Weight lbs.	Order No.	Price
Max.	Min.						
Standard Screw							
1-1/2	0	1-3/8	3/8	1400	.37	78431	
2	0	2	1/2	3300	1.23	78432	
3	0	2-3/8	1/2	3500	2.11	78433	
4	0	2-3/4	3/4	4100	2.89	78434	
6	0	3-5/8	3/4	5400	4.83	78436	
8	0	4-1/2	3/4	5900	6.98	78438	
10	3	5-3/8	3/4	6200	9.66	78440	
12	4	5-3/4	7/8	9300	12.85	78442	
Full Length Screw							
10	0	5-3/8	3/4	6200	9.66	78441	
12	0	5-3/4	7/8	9300	12.85	78443	

**Deep Throat Pattern
 High Visibility Finish**

Same in all respects-except for finish- as other Deep Throat C-Clamps, above. However, High Visibility Clamp Frames are finished in your choice of "Safety Yellow" or "Safety Orange" high-gloss baked-on enamel. Screws and handles are finished in black. Easy to see; hard to lose or misplace. High Visibility C-Clamps are furnished with standard screws only.



**Tool Maker's Pattern
 Parco-Lubrite Finish**

Small, lightweight C-Clamps are ideal for pattern making, wood working and other light duty applications. Both frame and screw are drop forged from Carbon Steel. Square below thumb screw head allows screw to be set up extra tight with a wrench.



Capacity		Throat Depth	Screw Dia.	Min. Proof Test, lbs.	Weight lbs.	Order No.	Price
Max.	Min.						
Yellow Frame							
1-1/2	0	1-3/8	3/8	1400	.37	78601	
2	0	2	1/2	3300	1.25	78602	
3	0	2-3/8	1/2	3500	2.04	78603	
4	0	2-3/4	3/4	4100	2.96	78604	
6	0	3-5/8	3/4	5400	4.82	78606	
8	0	4-1/2	3/4	5900	6.81	78608	
10	3	5-3/8	3/4	6200	9.86	78610	
12	4	5-3/4	7/8	9300	12.69	78612	
Orange Frame							
1-1/2	0	1-3/8	3/8	1400	.37	78631	
2	0	2	1/2	3300	1.25	78632	
3	0	2-3/8	1/2	3500	2.04	78633	
4	0	2-3/4	3/4	4100	2.96	78634	
6	0	3-5/8	3/4	5400	4.82	78636	
8	0	4-1/2	3/4	5900	6.81	78638	
10	3	5-3/8	3/4	6200	9.86	78640	
12	4	5-3/4	7/8	9300	12.69	78642	

Capacity		Throat Depth	Screw Dia.	Weight	Order No.	Price
Max.	Min.					
1	0	11/16	5/16	.25	78671	
2	0	13/16	3/8	.46	78672	
3	1	15/16	3/8	.56	78673	
4	1-1/4	1-1/8	7/16	.92	78674	



While we show only the most popular ARMSTRONG items we can supply their entire range of products; please inquire.



"C" CLAMPS SERIES 903:



Heavy Duty Pattern

The strongest C-Clamp made. Square-head screw has hardened point. Screw does not include a handle—it must be tightened with a wrench. Extra long hub helps prevent springing even under great stress.



Order No.	Capacity Inches		Throat Depth	Screw Dia.	Min. Proof Test, lbs.	Weight lbs.	Price
	Max.	Min.					
78000	13/16	0	5/8	3/8 - 16	2,800	.38	
78010	1-5/16	0	15/16	7/16 - 14	5,600	.74	
78015	1-3/4	0	1-7/16	5/8 - 11	8,750	1.91	
9978020	2-3/8	1/2	1-9/16	3/4 - 10	12,500	3.28	
78030	3-5/16	5/8	2	7/8 - 9	16,250	5.83	
78040	4-5/8	1	2-7/16	1 - 8	20,000	10.10	
78050	5-3/8	1-1/4	2-7/8	1 - 8	23,800	14.08	
78060	6-5/8	2-1/2	3-1/4	1-1/8 - 7	27,500	18.92	
78080	8-1/4	2-1/4	3	1-1/4 - 7	31,250	27.50	
78090	10-3/8	4-1/4	3-1/8	1-1/4 - 7	35,000	30.59	
78092	12-1/2	6-3/8	3-1/2	1-1/4 - 7	40,000	37.22	

Heavy Duty Pattern, With Full-Length Screw

Order No.	Capacity Inches		Throat Depth	Screw Dia.	Min. Proof Test, lbs.	Weight lbs.	Price
	Max.	Min.					
78021	2-3/8	0	1-9/16	3/4 - 10	12,500	3.28	
78031	3-15/16	0	2	7/8 - 9	16,250	5.83	
78041	4-5/8	0	2-7/16	1 - 8	20,000	10.10	
78051	5-3/8	0	2-7/8	1 - 8	23,800	14.08	
78061	6-5/8	0	3-1/4	1-1/8 - 7	27,500	18.92	
78081	8-1/4	0	3	1-1/4 - 7	31,250	27.50	
78091	10-3/8	0	3-1/8	1-1/4 - 7	35,000	30.59	
78093	12-1/2	0	3-1/2	1-1/4 - 7	40,000	37.22	




"T-SLOT" CLAMPS SERIES 903:



Drop Forged Carbon Steel

A unique tool for holding down work on all machine tools equipped with slotted tables. Because they are drop forged from Carbon Steel, Armstrong T-Slot Clamps embody strength far beyond that required for normal clamping operations. And should any slight spring ever occur under extreme conditions, the drop forged frame will not take a permanent set. It's therefore safe to predict your Armstrong T-Slot Clamps will outlive the machine tools you intend to use them on. And over the years, they'll save countless hours of operator set-up time, paying for themselves many times over. Screw features Armstrong's patented ball-joint swivel pad—the most secure and permanent system for locking pad to screw. Pad is V-notched to aid clamping of small rounds. T-Slot Clamp body, screw and handle are black finish. Each clamp is furnished with one T-Slot Bolt, Washer, and Hex Nut.



Order No.	Capacity In.	T-Slot Bolt Size, In.	Clamping Depth In.	Weight lbs.	Price
79401	0 to 2-1/4	1/2 x 1-1/2	2	2.29	
79403	0 to 3-1/4	5/8 x 2	2-1/4	4.62	
79405	0 to 3-1/4	3/4 x 2-1/2	2-1/4	5.00	

SET-UP WEDGES SERIES 903:



Order No.	Lgth Inches	Width Inches	Max. Thickness Inches	Weight lbs.	Price
79493	3	1	1/4	.11	
79495	5	1	1/2	.31	
79496	6	1-1/4	3/4	.68	

400 SERIES C-CLAMPS

SERIES 179:

Drop Forged, Regular Duty, Extra Deep Throat



Wilton exclusive Perma-Pads®

Hi-Tech frames - stronger and deeper throat depth.



This is Wilton's number one C-Clamp line.

- Series 400 clamps include all the Wilton innovations: drop-forged steel frame, extra throat depth, Perma-Pad®, lacquer finish - plus innovative design frame geometry for maximum strength.
- Spindles and Perma-Pads® are black oxide coated to resist corrosion.
- 400 Series bodies are heat treated.
- Spindle and pad are replaceable.
- Provided in individual boxes, Wilton 400 C-Clamps are high quality tools.

Opening Capacity	Throat Depth	Spindle Diameter	Min. Proof Test lbs.	Ship. Case Qty.	Ship. Wgt. lbs. Ea.	Model No.	Order No.	Price
0" - 2 1/8"	2 1/4"	9/16"	3500	1	1-3/4	402	14214	
0" - 3"	2 1/2"	9/16"	3500	1	2-1/4	403	14228	
0" - 4 1/4"	3 1/4"	3/4"	6200	1	3-3/4	404	14242	
0" - 6 1/16"	4 1/8"	3/4"	6600	1	5-1/2	406	14256	
0" - 8 1/4"	5"	3/4"	6900	1	6-3/4	408	14270	
2" - 10 1/8"	6"	3/4"	8000	1	10-1/4	410	14284	
2" - 12 1/4"	6 5/16"	7/8"	9300	1	14-1/2	412	14298	

800 SERIES C-CLAMPS

SERIES 179:

Standard Throat - Regular Duty, Regular Throat Depth



- The 800 series is recommended at a value alternative for clamping work not requiring as much throat depth or clamping pressure as a 400 series clamp.
- 800 series are drop forged, equipped with Wilton Perma-Pads® and a precision-cut, single-lead, Acme thread.

Opening Capacity	Throat Depth	Spindle Diameter	Min. Proof Test lbs.	Ship. Case Qty.	Ship. Wgt. lbs. Ea.	Model No.	Order No.	Price
0" - 2"	1-13/16"	9/16"	2700	6	1-1/4	802	14714	
0" - 3"	1-15/16"	9/16"	3000	6	1-5/8	803	14728	
0" - 4"	2- 5/16"	5/8"	3700	6	2-7/8	804	14742	
0" - 6"	2-15/16"	5/8"	4500	6	3-7/8	806	14756	
2" - 8"	3-7/16"	3/4"	5200	1	6-3/4	808	14770	
1 1/2" - 10 "	3-3/4"	3/4"	6000	1	8-3/4	810	14784	
1 1/8" - 12 "	3-7/8"	3/4"	8000	1	12	812	14798	

HARGRAVE C-CLAMPS



SERIES 179:

Super-Junior® Forged C-Clamps

- Super Junior® clamps are forged steel with heat treated frames to provide a much stronger clamp than pressed steel or malleable clamps.
- Steel screws are nickel plated for longer life.



Opening Capacity	Throat Depth	Min. Proof Test lbs.	Ship. Case Qty.	Ship. Wgt. lbs. Ea.	Model No.	Order No.	Price
0" - 1"	1"	500	12	1/4	50	921301	
0" - 1"	1-1/2"	500	12	1/4	51	21302	
0" - 1-1/4"	1-1/4"	800	12	1/4	52	921303	
0" - 1-1/2"	1-1/2"	850	12	1/4	53	21304	
0" - 2"	1-1/4"	875	6	1/4	54	21305	
0" - 3"	1-3/8"	1,100	6	1/2	55	21306	
0" - 2-1/2 "	2-1/2"	850	6	1/2	56	21307	

540-A SERIES C-CLAMPS

SERIES 179:

Carriage C-Clamps



- High tensile ductile alloy casting provides excellent strength in a cast clamp.
- The 540 series is ruggedly constructed with a hardened steel spindle.
- Our carriage clamp is recommended for any work load which does not require the additional depth or strength of Series 400 C-Clamps or 800 series C-Clamps.

Opening Capacity	Throat Depth	Spindle Diameter	Min. Proof Test lbs.	Ship. Case Qty.	Ship. Wgt. lbs. Ea.	Model No.	Order No.	Price
0 - 2-1/2"	1-3/4"	1/2"	1100	6	1-3/4	540A-2 1/2	9999212	
0 - 3"	1-7/8"	1/2"	1800	6	1-1/2	540A-3	00213	
0 - 4"	2-1/16"	5/8"	2150	6	2-1/8	540A-4	00214	
0 - 6"	2-3/4"	5/8"	2450	6	3-1/4	540A-6	00215	
0 - 8"	3-1/4"	3/4"	2750	1	5	540A-8	00216	
0 - 10 "	3-5/8"	7/8"	2850	1	6-7/8	540A-10	00217	
0 - 12 "	3-5/8"	7/8"	2850	1	8-1/2	540A-12	00218	

C-CLAMPS

SERIES 179:

Forged, Copper Spindle, High-Visibility C-Clamps
Regular Duty, Extra Deep Throat



- Improved frame design allows for a higher proof test, greater throat depth, and lower overall weight.
- 400CS series offers a drop forged frame c-clamp with an anti-spatter, copper plated spindle, swivel pad, and cross-pin handle.
- Therefore, a tool that offers more uses, is easier to handle and creates less fatigue.
- Spindle threads are Acme roll threaded to provide user with maximum strength and clamping force.
- Sliding pin handle with rounded, ergonomic ends.

Opening Capacity	Throat Depth	Spindle Diameter	Min. Proof Test lbs.	Ship. Wgt. lbs. Ea.	Model No.	Order No.	Price
0" - 2"	2"	1/2"	3500	1-1/2	H402CS	20479	
0" - 3"	2-3/8"	5/8"	3500	1-3/4	H403CS	20481	
0" - 4"	2-3/4"	3/4"	6500	2-3/4	H404CS	20483	
0" - 6"	3-5/8"	3/4"	6900	4-3/4	H406CS	20484	
0" - 8"	4-1/2"	3/4"	6900	8-1/2	H408CS	20485	
0" - 10"	5-3/8"	7/8"	8000	10-1/2	H410CS	20486	
0" - 12"	5-3/4"	7/8"	9500	14	H412CS	20487	

COPPER PLATED L-CLAMPS

SERIES 179:

L-Clamps fit a wide variety of applications. Perfect for jobs that require clamping wide or high parts, or where extreme throat depth is necessary.



- U.S. made replaceable Perma-Pads[®] swivel to adapt to angular workpieces.
- U.S. made solid steel spindles are copper plated for anti-spatter resistance.
- U.S. made Wilton-Grip[™] soft rubber handles, standard on all 6300/6400 series models, provide comfortable grip.
- Improved clamping speed by sliding along rail to work. Use of L-Clamps expose less spindle screw and the clamp is less likely to twist and bend.
- One size L-Clamp can be used on multiple size (clamping) requirements.



Nominal Opening Capacity	Throat Depth	Nominal Rail Size	Nominal Clamping Pressure/lbs.	Nominal Spindle Diameter	Ship. Wgt. lbs. Each	Model No.	Order No.	Price
Light Duty Copper Plated L-Clamp with Wilton-Grip[™] Handles								
6"	3"	5/8" x 5/16"	1000	1/2"	2	6306B STG	63249	
8"	4"	3/4" x 3/8"	1000	5/8"	3	6308B STG	63250	
10"	4-3/4"	7/8" x 7/16"	1500	5/8"	3-3/4	6310B STG	63251	
12"	5-1/2"	1" x 15/32"	1600	3/4"	5	6312B STG	963252	
16"	4-3/4"	1" x 15/32"	1600	3/4"	5-1/2	6316B STG	963253	
20"	4-3/4"	1" x 15/32"	1600	3/4"	5-3/4	6320B STG	63254	
24"	4-3/4"	1" x 15/32"	1600	3/4"	6-1/2	6324B STG	63255	
32"	4-3/4"	1-11/16" x 1/2"	2000	3/4"	7-3/4	6332B STG	63256	
40"	4-3/4"	1-11/16" x 1/2"	2000	3/4"	9	6340B STG	63257	
48"	4-3/4"	1-11/16" x 1/2"	2000	3/4"	10-1/2	6348B STG	63258	
Regular Duty Copper Plated L-Clamp with Wilton-Grip[™] Handles								
10"	4-3/4"	1-3/16" x 9/16"	2600	13/16"	6-1/2	6410B STG	63259	
12"	4-3/4"	1-3/16" x 9/16"	2600	13/16"	7-1/4	6412B STG	963260	
16"	4-3/4"	1-3/16" x 9/16"	2600	13/16"	7-1/2	6416B STG	963261	
20"	4-3/4"	1-3/16" x 9/16"	2600	13/16"	8-1/4	6420B STG	963262	
32"	4-3/4"	1-3/16" x 9/16"	2600	13/16"	10-1/4	6432B STG	963263	
40"	4-3/4"	1-3/16" x 9/16"	2600	13/16"	11-3/4	6440B STG	963264	
48"	4-3/4"	1-3/16" x 9/16"	2600	13/16"	13-1/2	6448B STG	963265	
60"	4-3/4"	1-3/16" x 9/16"	2600	13/16"	15-1/4	6460B STG	963266	
Heavy Duty Copper Plated L-Clamps								
12"	7"	1-9/16" x 3/4	4800	7/8"	12	6512B	963267	
16"	7"	1-9/16" x 3/4	4800	7/8"	13-1/4	6516B	963268	
20"	7"	1-9/16" x 3/4	4800	7/8"	14-1/2	6520B	63269	
24"	7"	1-9/16" x 3/4	4800	7/8"	15-1/2	6524B	63270	
32"	7"	1-9/16" x 3/4	4800	7/8"	17-3/4	6532B	63271	
40"	7"	1-9/16" x 3/4	4800	7/8"	20	6540B	963272	
48"	7"	1-9/16" x 3/4	4800	7/8"	22-1/2	6548B	963273	
60"	7"	1-9/16" x 3/4	4800	7/8"	25-1/2	6560B	963274	

ECONOMY SERIES L-CLAMPS

SERIES 179:

- Versatile, economy series L-Clamps are designed for economical repetitive clamping.
- Economy series offers generous throat depth, substantial clamping pressure with a competitive price.
- Swivel pads are cold pressed on to provide secure clamping.
- Black oxide spindle acts as a rust inhibitor.



Nominal Opening Capacity	Throat Depth	Nominal Rail Size	Nominal Clamping Pressure/lbs.	Nominal Spindle Diameter	Ship. Wgt. lbs. Each	Model No.	Order No.	Price
Economy L-Clamps								
6"	4-3/4"	7/8" x 7/16"	1500	1/2"	2	606	963056	
8"	4-3/4"	7/8" x 7/16"	1500	5/8"	2	608	63057	
10"	4-3/4"	1-3/16" x 9/16"	2600	5/8"	3	610	63058	
12"	4-3/4"	1-3/16" x 9/16"	2600	3/4"	4	612	963059	
16"	4-3/4"	1-3/16" x 9/16"	2600	3/4"	5	616	963191	
20"	4-3/4"	1-3/16" x 9/16"	2600	3/4"	5	620	963192	
24"	4-3/4"	1-3/16" x 9/16"	2600	3/4"	6	624	963193	

FLOAT LOCK VISE FOR DRILL PRESSES

SERIES 403:



Easy to mount in minutes. Expand the capacity of your machines - boost production in a variety of setups. Work is tightly locked, or completely released by a quick turn of the hinged handle which operates the vise jaw. Vise turns on three sides, which permits drilling many holes without removing work.

The "T" bolt mounting clamp locks the vise securely at any position on the table, making it a dependable drill jig when large quantities of the same part are to be drilled. The mounting clamp also allows the vise to swing to the edge of the table for clamping long parts. When the vise is not in use the mounting clamp can quickly swing the vise completely off the table and out of the way eliminating the time consuming need of removal and storage.

Vises come complete with removable jaw pads and mounting clamp. Jaw pads feature Horizontal and Vertical "V" grooves that align and grip rounds securely. Parallel grooves make for easy alignment of jigs and fixtures.

Description	Order No.	Price
Float Lock Safety Vise for Drill Presses with 9" capacity and Thumb Release	4030009	
Float Lock Safety Vise for Drill Presses with 12" capacity and Thumb Release	4030012	
Optional Mounting Bracket for Drill Presses	4030000	

FLOAT LOCK VISE FOR BAND SAWS

SERIES 403:



Ideal for fast setups on production pieces. With Float-Lock Band Saw Vise, you cut accurately and safely—all shapes and thicknesses of material; maximum capacity 10". Wide angle control (like steering a motorcycle) makes intricate sawing easy. Grip or release work with simple twist of handles. Handles never need to touch the work, assuring safety. Vise also reduces blade damage.

For hard-to-hold pieces, vertical cutting, automatic chain feed operation, irregular shapes and compound angle cutting. Allows intricate cutting while safely keeping hands away from the material.

Removable jaw pads feature Horizontal and Vertical "V:" grooves that align and grip rounds securely. Parallel grooves make for easy alignment of parts.

Description	Order No.	Price
Float Lock Safety Vise for Band Saws with 10" capacity	4030010	



**See our Machinery Section
for Drill Presses and Band Saws.**



TOGGLE CLAMPS

SERIES 611:



HOLD-DOWN ACTION CLAMPS (VERTICAL HANDLE)



Model No. 201



Model No. 202



Model No. 207-S



Model No. 210-S



Model No. 247-U

Model No.	Holding Capacity	Weight	Handle Moves	Bar Opens	Height Under Bar	Order No.	Price
201	100 lbs.	0.15 lbs.	60°	110°	0.63"	952010	
202	200 lbs.	0.33 lbs.	64°	104°	0.94"	952020	
202-U	200 lbs.	0.35 lbs.	64°	104°	0.94"	952026	
207-S	475 lbs.	0.69 lbs.	62°	115°	1.25"	52080	
207-U	375 lbs.	0.67 lbs.	62°	115°	1.25"	52070	
207-UL	350 lbs.	0.75 lbs.	62°	115°	1.25"	52074	
210-S	750 lbs.	1.29 lbs.	58°	106°	1.69"	52101	
210-U	600 lbs.	1.29 lbs.	58°	106°	1.69"	52100	
247-U	1000 lbs.	2.36 lbs.	75°	136°	2.00"	52470	

Spindle assembly must be ordered separately on Model Nos. 207 & 210.

HOLD-DOWN ACTION CLAMPS (HORIZONTAL HANDLE)



Model No. 213-U



Model No. 215-S



Model No. 225-U



Model No. 235-U

Model No.	Holding Capacity	Weight	Handle Moves	Bar Opens	Height Under Bar	Order No.	Price
213-U	150 lbs.	0.17 lbs.	60°	90°	0.75"	52130	
217-U	200 lbs.	0.40 lbs.	76°	92°	0.97"	52170	
227-U	500 lbs.	0.68 lbs.	62°	92°	1.31"	52270	
237-U	750 lbs.	1.60 lbs.	63°	92°	1.77"	52370	
215-S	200 lbs.	0.34 lbs.	70°	90°	1.03"	52151	
215-U	200 lbs.	0.32 lbs.	70°	90°	1.03"	52150	
225-U	500 lbs.	0.55 lbs.	70°	90°	1.34"	52250	
235-U	750 lbs.	1.47 lbs.	55°	90°	1.75"	52350	

Please inquire for more dimensional information, line drawings, etc.

SQUEEZE ACTION CLAMPS



Model No. 424



Model No. 441



Model No. 462

Model No.	Holding Capacity	Weight	Jaw Opening	Order No.	Price
424	200 lbs.	0.31 lbs.	2.06"	954240	
441	350 lbs.	0.63 lbs.	2.86"	954410	
462*	700 lbs.	1.13 lbs.	4.10"	954620	

* Trigger Release

FLAT-TIP BONDED NEOPRENE CAPS

Cone-Tip Spindle Assemblies available; please inquire.

Overall Length	Dia of Tip	Thread (G)	EDP No.	Price
1.38	0.56	10-32	59816	
1.63	0.75	1/4-20	59803	
2.13	0.75	1/4-20	59805	
2.25	0.75	5/16-18	59807	
3.00	0.75	5/16-18	59812	
3.25	0.88	3/8-16	59809	
3.50	0.88	3/8-16	59815	
5.75	0.88	3/8-16	59808	
4.00	1.13	1/2-13	59820	
5.00	1.38	5/8-11	59821	
1.00	0.56	8-32	59802	
1.25	0.56	8-32	59801	
1.00	0.63	1/4-20	59811	
1.50	0.63	1/4-20	59810	





TOGGLE CLAMPS

SERIES 611:



PULL ACTION CLAMPS (VERTICAL HANDLE)

Model No.	Holding Capacity	Weight	Drawing Movement	Hook Adjustment	Order No.	Price
324	500 lbs.	0.25 lbs.	1.53"	0.63"	9953240	
334	1000 lbs.	0.60 lbs.	2.00"	0.69"	53340	
344	2000 lbs.	1.50 lbs.	2.50"	1.19"	53440	



Model No. 324

PULL ACTION CLAMPS (HORIZONTAL HANDLE)



Model No. 323



Model No. 351



Model No. 375



While we show the most popular items, we can supply their entire range of products, including metric models; please inquire.

Model No.	Holding Capacity	Weight	Drawing Movement	Hook Adjustment	Order No.	Price
323	360 lbs.	0.15 lbs.	1.81"	0.39"	9953230	
331	700 lbs.	0.56 lbs.	1.75"	0.31"	9953310	
341	2000 lbs.	1.43 lbs.	2.50"	0.56"	9953410	
351	375 lbs.	0.61 lbs.	4.00"	0.34"	53510	
371	750 lbs.	1.53 lbs.	5.38"	0.81"	53710	
381	1000 lbs.	2.56 lbs.	6.13"	0.75"	53810	
375*	4000 lbs.	2.75 lbs.	3.50"	0.63"	53750	
385*	7500 lbs.	3.62 lbs.	2.19"	1.00"	53850	

*Latch plate must be ordered separately.

STRAIGHT-LINE ACTION CLAMPS



Model No. 602



Model No. 604



Model No. 605



Model No. 608



Model No. 640



Model No. 601



Model No. 603



Model No. 607



Model No. 624



Model No. 630

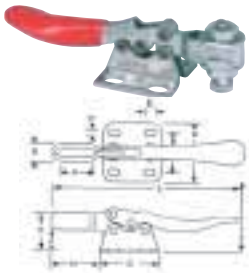


Model No. 650

Model No.	Holding Capacity	Weight	Plunger Travel	Plunger Thread	Plunger Height	Order No.	Price
601	100 lbs.	0.09 lbs.	0.63"	8-32	0.50"	9956010	
602	200 lbs.	0.25 lbs.	0.75"	1/4-20	0.50"	56020	
604	300 lbs.	0.44 lbs.	1.50"	5/16-18	0.63"	956040	
624	700 lbs.	1.63 lbs.	2.63"	3/8-16	0.88"	56240	
603	600 lbs.	0.83 lbs.	1.25"	5/16-18	0.97"	956030	
605	300 lbs.	0.69 lbs.	1.25"	5/16-18	0.97"	56050	
607	800 lbs.	1.63 lbs.	1.63"	5/16-18	0.69"	56070	
608	850 lbs.	1.25 lbs.	1.63"	3/8-16	1.25"	956080	
630	2500 lbs.	1.90 lbs.	2.00"	3/8-16	0.81"	56300	
640	7500 lbs.	6.71 lbs.	4.00"	1/2-13	1.25"	9956400	
650	16000 lbs.	5.59 lbs.	3.00"	5/8-11	2.25"	9956500	

HORIZONTAL HANDLE TOGGLE CLAMPS

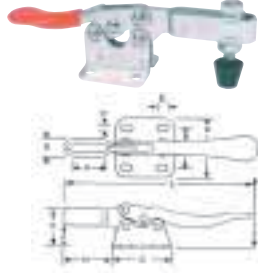
SERIES 321:



Holding Capacity: 60 lbs.
Handle Moves 80°, Bar 90°

Order No. 51100


Price:



Holding Capacity: 200 lbs.
Handle Moves 60°, Bar 85°

Order No. 51110


Price:



Holding Capacity: 500 lbs.
Handle Moves 65°, Bar 90°

Order No. 51120

Price:



Holding Capacity: 750 lbs.
Handle Moves 50°, Bar 85°

Order No. 51130

Price:

Order No.	Description	A	B	C	D	E	F	G	H	I	J	K	L	M	N	O	Capacity	Weight
51100	U-bar, Flanged Base In	.63	.63	.95	.93	.25	.16	.38	.17	2.42	.41	.53	3.19	-	.63	-	60lbs	1.5oz
	mm	16.0	16.0	24.1	23.6	6.54	4.28	9.7	4.3	61.5	10.4	13.5	81.0	-	16.0	-	27kg	43gr
51110	U-bar, Flanged Base In	1.00	.88	1.50	1.34	.25	.20	.45	1.47	1.56	1.00	1.46	5.58	-	2.10	-	200lbs	4.6oz
	mm	25.4	22.4	38.1	34.1	6.54	5.1	11.5	37.3	39.6	25.4	37.1	141.7	-	53.3	-	90kg	13gr
51120	U-bar, Flanged Base In	1.00	.88	1.57	1.40	-	.27	.60	1.37	1.87	1.38	1.84	6.63	-	2.75	-	500lbs	9.4oz
	mm	25.4	22.4	39.8	35.5	-	6.9	15.2	34.8	47.5	35.1	46.7	169.2	-	69.9	-	227kg	256gr
51130	U-bar, Flanged Base In	1.63	1.63	2.25	2.25	-	.33	.74	2.50	2.50	1.75	2.50	10.4	-	4.31	-	750lbs	22.6oz
	mm	41.4	41.4	57.2	57.2	-	8.4	18.77	63.5	63.5	44.5	63.5	263.8	-	109.5	-	340kg	640gr

VERTICAL HANDLE TOGGLE CLAMPS

SERIES 321:



Holding Capacity: 100 lbs.
Handle Moves 56°, Bar 100°

Order No. 9950100

Price:



Holding Capacity: 200 lbs.
Handle Moves 60°, Bar 100°

Order No. 9950110

Price:



Holding Capacity: 500 lbs.
Handle Moves 60°, Bar 100°

Order No. 950120

Price:



Holding Capacity: 750 lbs.
Handle Moves 58°, Bar 105°

Order No. 950130

Price:



Holding Capacity: 1000 lbs.
Handle Moves 70°, Bar 135°*

Order No. 950140

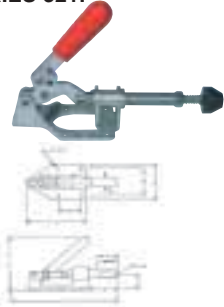
Price:

Order No.	Description	A	B	C	D	E	F	G	H	I	J	K	L	M	N	O	Capacity	Weight
9950100	U-bar, Flanged Base, In	.63	.94	1.00	1.33	-	.17	.36	.79	3.20	.65	.98	2.20	-	-	-	100lb	2.4oz
	Straight Handle mm	16.0	23.9	25.4	33.8	-	4.3	9.1	20.1	81.3	16.5	24.9	55.9	-	-	-	45kg	68gr
9950110	Fixed Spindle, Flanged In	.50	1.06	1.00	1.56	-	.19	.53	-	3.90	.93	1.30	2.50	-	-	-	200lb	5.1oz
	Base, Straight Handle mm	12.7	26.9	25.4	39.6	-	4.8	13.5	-	99.1	23.6	33.1	63.5	-	-	-	90kg	145gr
950120	Short U-bar, Flanged In	.75	1.25	1.53	1.89	-	.28	.62	2.02	6.31	1.64	2.16	4.55	-	2.80	-	500lbs	11.7oz
	Base, Straight Handle mm	19.1	31.8	38.8	48.1	-	7.1	15.7	51.3	161.0	41.6	54.9	115.6	-	71.1	-	227kg	332gr
950130	U-bar, Flanged Base, In	1.25	1.83	1.93	2.55	-	.320	.726	2.47	7.75	1.61	2.36	5.60	-	-	-	750lbs	6.95oz
	Straight Handle mm	31.8	46.5	49.0	64.8	-	8.1	18.4	62.7	196.9	40.9	59.9	142.2	-	-	-	340kg	197gr
950140	U-bar, Flanged Base, In	1.25	1.93	2.00	2.53	-	.330	.920	3.06	8.88	1.90	2.75	-	-	5.00	-	1000lbs	3.2oz
	Straight Handle mm	31.8	49.0	50.8	64.3	-	8.4	23.4	77.7	225.6	48.5	69.9	-	-	127.0	-	450kg	145gr

*Without Roll Pin. With Roll Pin - Handle Move 58°, Bar 100°

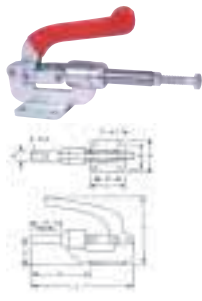
PUSH / PULL TOGGLE CLAMPS

SERIES 321:



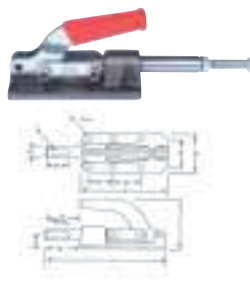
Holding Capacity: 300 lbs.
Plunger Travel: 1-1/4 in.
(32mm)

Order No. 952120
Price:




Holding Capacity: 800 lbs.
Plunger Travel: 1-5/8 in.
(41.1mm)

Order No. 52160
Price:




Holding Capacity: 2500 lbs.
Plunger Travel: 1.63 in.
(41.1mm)

Order No. 52190
Price:



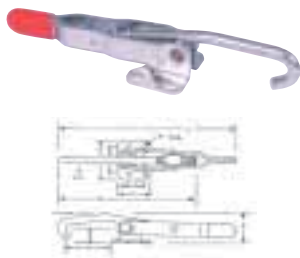
Holding Capacity: 300 lbs.
Plunger Travel: 1-1/2 in.
(38mm)

Order No. 52101
Price:




Holding Capacity: 700 lbs.
Plunger Travel: 2-19/32 in.
(66.8mm)

Order No. 52102
Price:




Holding Capacity: 375 lbs.

Order No. 9953110
Price:



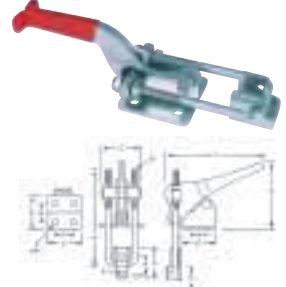
Holding Capacity: 360 lbs.

Order No. 53160
Price:



Holding Capacity: 700 lbs.

Order No. 9953170
Price:



Holding Capacity: 2000 lbs.

Order No. 53180
Price:

Order No.	Description	A	B	C	D	E	F	G	H	I	J	K	L	M	N	O	Capacity	Weight	
952120	Push/Pull	In	1.40	1.63	3.60	2.19	5/16-18	.220	.429	1.28	3.27	.968	-	5.52	-	1.74	-	300lbs	10.5oz
	Internal Threads	mm	3.55	41.5	91.4	55.5	-	5.6	10.9	32.6	83.2	24.6	-	140.3	-	44.2	-	136kg	300gr
52160	Push/Pull	In	1.63	1.63	2.25	2.25	3/8-16	.34	.63	1.63	4.56	1.70	-	6.75	-	3.84	-	800lbs	28oz
	Internal Threads	mm	41.4	41.4	57.2	57.2	-	8.6	16.0	41.4	115.8	43.2	-	171.5	-	97.5	-	364kg	800gr
52190	Push/Pull	In	1.38	1.63	5.02	2.30	3/8-16	.34	.62	1.97	3.14	.85	-	7.25	1.82	2.20	1.63	2500lbs	33.0oz
	Internal Threads	mm	35.1	41.4	127.6	58.4	-	8.6	15.7	50.1	79.8	21.6	-	184.1	46.2	55.9	41.4	1136kg	935gr
52101	Plunger Clamp	In	3/4-16	.63	.69	.25	1.25	5/16-18	.44	1.50	3.88	4.75	1.00	4.75	-	-	-	300lbs	9.5oz
	w/ Threaded Collar	mm	-	15.9	17.62	6.58	31.8	-	11.1	38.1	98.6	120.7	25.4	120.7	-	-	-	136kg	270gr
52102	Plunger Clamp	In	1-14	.88	1.00	.188	1.56	3/8-16	.63	2.63	5.56	6.69	1.25	6.69	-	-	-	700lbs	24.3oz
	w/ Threaded Collar	mm	-	22.2	25.4	4.8	39.6	-	15.9	66.8	141.2	169.9	31.8	169.9	-	-	-	318kg	690gr
9953110	Latch Type, Flanged	In	.75	1.38	1.50	1.94	.31	.22	.50	-	1.36	.75	-	8.63	-	6.09	2.25	375lbs	9.5oz
	Base, Straight Handle	mm	19.1	35.1	38.1	49.3	7.9	5.6	12.7	-	34.7	19.1	-	219.2	-	154.7	57.1	170kg	270gr
53160	Latch, Flanged Base,	In	.63	.75	1.03	1.11	.17	.17	8-36	.39	1.29	.47	.75	3.47	2.20	2.11	1.19	360lbs	1.5oz
	Straight Handle	mm	16.0	19.1	26.2	28.2	4.3	4.3	-	9.9	32.9	11.9	19.1	88.1	55.9	55.2	30.2	163.6kg	42gr
9953170	Latch, Flanged Base,	In	.75	1.24	1.65	1.75	.280	.273	1/4-20	.46	1.77	.60	1.00	5.70	1.12	3.52	2.00	700lbs	7.0oz
	T-Handle	mm	19.1	31.5	41.9	44.5	7.2	6.9	-	11.7	44.9	15.3	25.4	144.8	28.4	89.4	50.8	318kg	196gr
53180	Latch, Flanged Base,	In	1.65	1.50	2.57	2.47	.33	.33	5/16-20	.75	2.53	.85	1.49	7.50	1.50	5.04	3.33	2000lbs	24oz
	T-Handle	mm	41.9	38.1	65.3	62.7	8.4	8.4	-	19.1	64.2	21.6	37.8	190.5	38.1	128.1	84.6	900kg	680gr

FLAT CUSHION-TIP BONDED SPINDLE ASSEMBLIES



Order No.	Part No.	Description	Price
955110	FC-10138	10-24 x 1 3/8	
955120	FC-14134	1/4-20 x 1 3/4	
955125	FC-14218	1/4-20 x 2 1/8	
55130	FC-56212	5/16-18 x 2 1/2	
55135	FC-56300	5/16-18 x 3	
55140	FC-38312	3/8-16 x 3 1/2	
955145	FC-38412	3/8-16 x 4 1/2	
55150	FC-12334	1/2-13 x 3 3/4	

CONE CUSHION-TIP BONDED SPINDLE ASSEMBLIES



Order No.	Part No.	Description	Price
9955310	CC-10138	10-24 x 1 3/8	
55320	CC-14134	1/4-20 x 1 3/4	
55325	CC-14218	1/4-20 x 2 1/8	
55330	CC-56212	5/16-18 x 2 1/2	
55340	CC-38312	3/8-16 x 3 1/2	

FLANGED WASHERS FOR "U" BAR CLAMPS ONLY



Order No.	Part No.	Description	Price
955500	FW-080	For 8 Spindle	
55510	FW-100	For 10 Spindle	
55520	FW-140	For 1/4 Spindle	
55530	FW-516	For 5/16 Spindle	
55540	FW-380	For 3/8 Spindle	
55550	FW-120	For 1/2 Spindle	
55560	FW-580	For 5/8 Spindle	

NEOPRENE CAPS

Slip on Standard Adjustable Spindle Heads



Order No.	Part No.	Description	Price
55620	NC-140	For 1/4 Spindle	
55630	NC-516	For 5/16 Spindle	
55640	NC-380	For 3/8 Spindle	
55650	NC-120	For 1/2 Spindle	