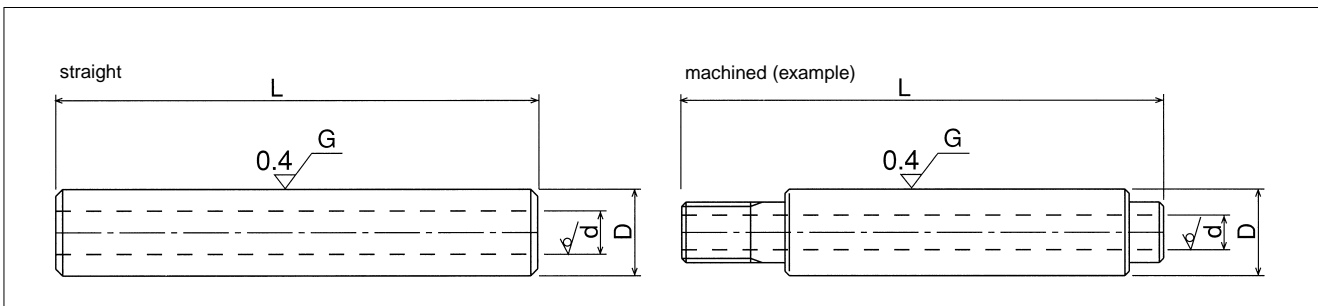
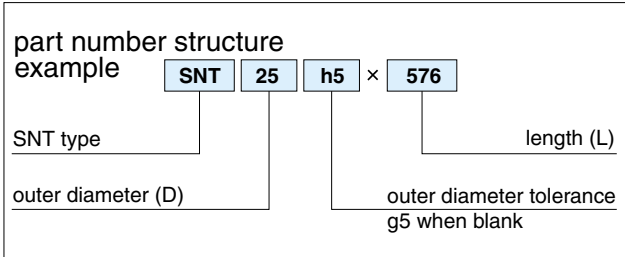


SNT TYPE

– NB Pipe Shaft –



part number	outer diameter		inner diameter d	length L		mass
	D	tolerance *g5		L	mm	
	mm	μm	mm			kg/m
SNT 6	6	-4/-9	2	100	400	0.20
SNT 8	8	-5	3	200	600	0.34
SNT 10	10	-11	4	200	1000	0.52
SNT 12	12	-6	5	200	1500	0.73
SNT 13	13	-14	6	200	1500	0.82
SNT 16	16	-14	8	300	2500	1.18
SNT 20	20	-7	10	300	4000	1.85
SNT 25	25	-16	15	300	4000	2.46
SNT 30	30	-16	16	300	4500	3.97
SNT 35	35	-9	19	400	4500	5.32
SNT 40	40	-20	20	400	4500	7.39
SNT 50	50	-20	26	500	4500	11.3
SNT 60	60	-10	32	600	4500	15.9
SNT 80	80	-23	48	800	4500	25.3
SNT100	100	-12/-27	60	1000	4500	39.5

material: high-carbon chromium bearing steel (SUJ2) hardness: HV697 (60HRC) or more
Tolerances other than *g5 are available upon request.

NB CENTER-LINED TAPPED SHAFT

A larger diameter shaft can overcome problems in maintaining precision functionality when a high or unbalanced load is applied. The application of the center-lined tapped shaft together with the SA type support base is ideal in such cases (see SA dimensional table on pages E-32 and E-33). The center-lined tapped shaft is standardized to simplify selection.

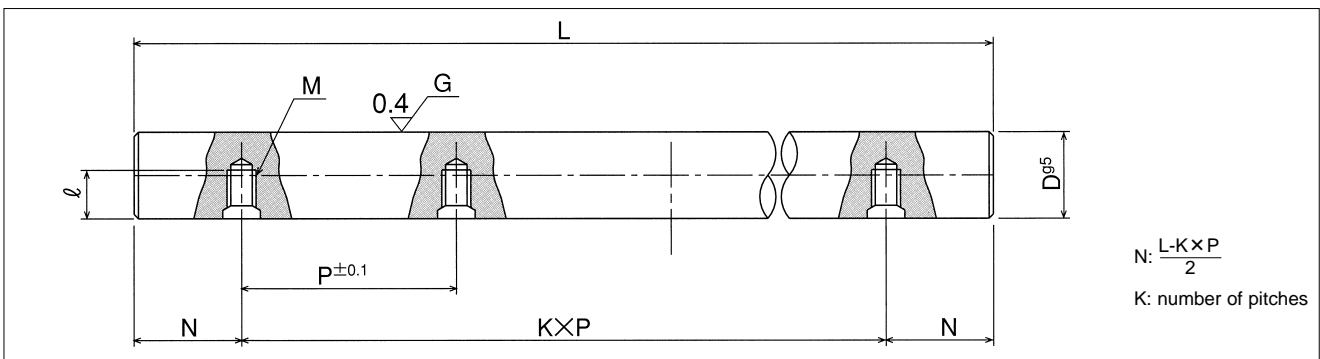

part number structure example

SNSB × **25** × **576**

length (L)

outer diameter (D)

material	
SNB	SUJ2
SNSB	equivalent to SUS440C



NB Center-Lined Tapped Shaft

part number	outer diameter		pitch P mm	bolt size M	tap depth ℓ mm	maximum length Lmax mm
	D mm	tolerance g5* μm				
SNB10	10	-5/-11	100	M 4	4.5	1,500
SNB12	12	-6	100	M 4	5.5	1,800
SNB13	13	-14	100	M 4	6	2,000
SNB16	16	-7	150	M 5	7	2,000
SNB20	20	-16	150	M 6	9	3,000
SNB25	25	-7	200	M 6	12	4,000
SNB30	30	-16	200	M 8	15	4,500
SNB35	35	-9	200	M 8	15	5,000
SNB40	40	-20	300	M 8	18	6,000
SNB50	50	-20	300	M10	22	6,000

material: high-carbon chromium bearing steel (SUJ2)
hardness: HV697 (60HRC) or more
*g5 is standard tolerance for the outer diameter.

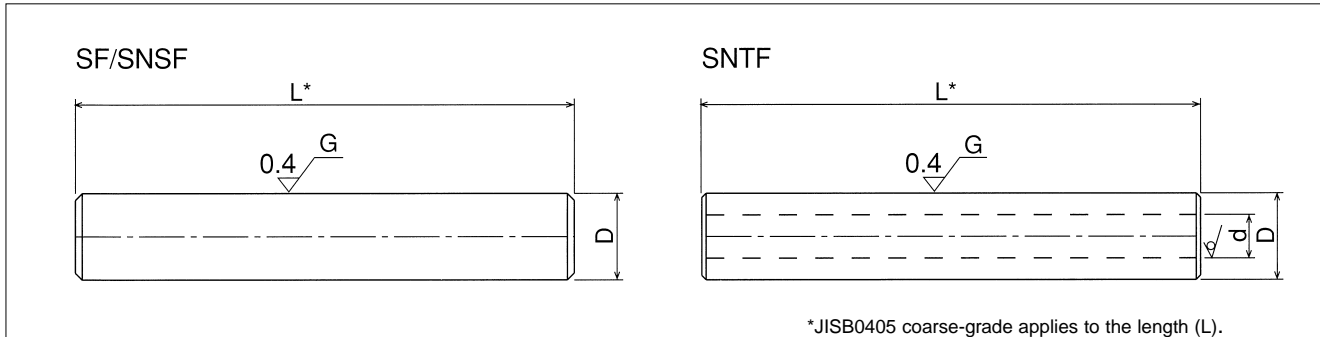
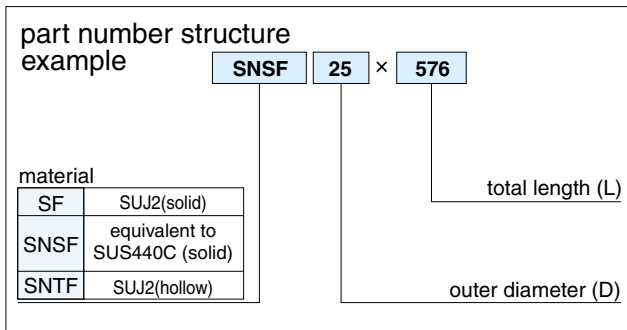
NB Center-Lined Stainless Tapped Shaft

part number	outer diameter		pitch P mm	bolt size M	tap depth ℓ mm	maximum length Lmax mm
	D mm	tolerance g5* μm				
SNSB16	16	-6/-14	150	M 5	7	2,000
SNSB20	20	-7	150	M 6	9	3,000
SNSB25	25	-16	200	M 6	12	4,000
SNSB30	30	-7	200	M 8	15	4,500
SNSB35	35	-9	200	M 8	15	5,000
SNSB40	40	-20	300	M 8	18	6,000
SNSB50	50	-20	300	M10	22	6,000

material: martensite stainless steel (equivalent to SUS440C)
hardness: HV653 (58HRC) or more
*g5 is standard tolerance for the outer diameter.

FINE SHAFT

The NB fine shaft is standardized as the most frequently used slide shafts with the NB slide bush. The diversification of industrial needs for rationalization, energy conservation, lower cost, etc. is proceeding rapidly. In such an environment, NB Fine Shafts are mass produced to maintain the highest quality and accuracy while lowering the component cost.



Fine Shaft (SF Type)

part number	outer diameter		length													mass kg/m		
	D mm	tolerance g6 μm	L mm															
			100	200	300	400	500	600	800	1000	1200	1500	1800	2000				
SF 6	6	-4/-12		100					600									0.23
SF 8	8	- 5							800									0.40
SF10	10	-14			200					1000								0.62
SF12	12	- 6									1500							0.89
SF13	13	-17																1.04
SF16	16					300										2000		1.58
SF20	20	- 7																2.47
SF25	25	-20					400											3.85
SF30	30							400										5.55
SF35	35	- 9						500										7.55
SF40	40	-25							600									9.87
SF50	50									600								15.4

material: high-carbon chromium bearing steel (SUJ2) hardness: HV697 (60HRC) or more

Stainless Fine Shaft (SNSF Type)

part number	outer diameter		length												mass		
	D	tolerance	L														
	mm	g6 μm	100	200	300	400	500	600	800	1000	1200	1500	1800	2000		kg/m	
SNSF 6	6	-4/-12	100					600									0.22
SNSF 8	8	-5							800								0.39
SNSF10	10	-14		200						1000							0.61
SNSF12	12	-6									1500						0.88
SNSF13	13	-17															1.03
SNSF16	16	-17			300										2000		1.56
SNSF20	20	-7															2.43
SNSF25	25	-20				400											3.80
SNSF30	30	-20					400										5.48
SNSF35	35	-9						500									7.23
SNSF40	40	-25							500								9.44
SNSF50	50	-25								600							15.2

material: Martensite stainless steel (equivalent to SUS 440C)
hardness: HV653 (58HRC) or more, HV613 (56HRC) or more for $\phi 3-6$

Pipe Fine Shaft (SNTF Type)

part number	outer diameter		inner diameter d	length												mass	
	D	tolerance		L													
	mm	g6 μm		100	200	300	400	500	600	800	1000	1200	1500	1800	2000		kg/m
SNTF 6	6	-4/-12	2	100			400										0.20
SNTF 8	8	-5	3						600								0.34
SNTF10	10	-14	4		200					1000							0.52
SNTF12	12	-6	5								1500						0.73
SNTF13	13	-17	6														0.82
SNTF16	16	-17	8			300									2000		1.18
SNTF20	20	-7	10														1.85
SNTF25	25	-20	15				400										2.46
SNTF30	30	-20	16					400									3.97
SNTF35	35	-9	19						500								5.32
SNTF40	40	-25	20							500							7.39
SNTF50	50	-25	26								600						11.3

material: high-carbon chromium bearing steel (SUJ2) hardness: HV697 (60HRC) or more